

**Financials FY23-24 - SNAPSHOT**

April-24



Description	YTD Activity	FY Budget	Over/Under Budget	% Used
<b>YEAR-TO-DATE ACTIVITY - Ordinary Income/Expenses</b>				
• Income	1,075,468.05	1,357,365.00	(281,896.95)	79.23%
• Expenses	705,698.40	977,115.00	(271,416.60)	72.22%
• <b>Net Operating Income</b>	<b>369,769.65</b>	<b>380,250.00</b>	<b>(10,480.35)</b>	<b>97.24%</b>
• Total Other Expenses (Capital & Small Funds)	523,152.36	572,629.00	(49,476.64)	91.36%
• <b>NET INCOME/EXPENSE YTD</b>	<b>(153,382.71)</b>	<b>(192,379.00)</b>	<b>38,996.29</b>	<b>79.73%</b>
<b>Schedule 1 - Committees</b>				
• Schedule 1 - Committees	98,126.37	107,135.00	(9,008.63)	91.59%
<b>Schedule 2 - Bainbridge - Income</b>				
• Schedule 2 - Bainbridge - Income	(26,779.46)	(55,968.00)	29,188.54	47.85%
<b>Schedule 2 - Bainbridge - Expenses</b>				
• Schedule 2 - Bainbridge - Expenses	40,770.36	96,141.00	(55,370.64)	42.41%
• <b>Schedule 2 - Bainbridge - Net</b>	<b>13,990.90</b>	<b>40,173.00</b>	<b>(26,182.10)</b>	<b>34.83%</b>
<b>Schedule 3 - Spirits/Bar - Income</b>				
• Schedule 3 - Spirits/Bar - Income	(19,133.55)	(37,350.00)	18,216.45	51.23%
<b>Schedule 3 - Spirits/Bar - Expenses</b>				
• Schedule 3 - Spirits/Bar - Expenses	15,817.48	25,350.00	(9,532.52)	62.40%
• <b>Schedule 3 - Spirits/Bar - Net</b>	<b>(3,316.07)</b>	<b>(12,000.00)</b>	<b>8,683.93</b>	<b>27.63%</b>
<b>Schedule 4 - Stores - Income</b>				
• Schedule 4 - Stores - Income	(5,802.94)	(13,730.00)	7,927.06	42.26%
<b>Schedule 4 - Stores - Expenses</b>				
• Schedule 4 - Stores - Expenses	1,737.82	12,320.00	(10,582.18)	14.11%
• <b>Schedule 4 - Stores - Net</b>	<b>(4,065.12)</b>	<b>(1,410.00)</b>	<b>(2,655.12)</b>	<b>288.31%</b>
<b>CURRENT MONTH ACTIVITY</b>				
• Income	212,226.29			
• Expenses	241,110.04			
• <b>Net Operating Income</b>	<b>(28,883.75)</b>			
• Total Other Expenses (Capital & Small Funds)	231,990.51			
• <b>NET INCOME/EXPENSE CURRENT MONTH</b>	<b>(260,874.26)</b>			
<b>Schedule 1 - Committees</b>				
• Schedule 1 - Committees	32,003.33			
<b>Schedule 2 - Bainbridge - Income</b>				
• Schedule 2 - Bainbridge - Income	(2,507.38)			
<b>Schedule 2 - Bainbridge - Expenses</b>				
• Schedule 2 - Bainbridge - Expenses	14,372.35			
• <b>Schedule 2 - Bainbridge - Net</b>	<b>11,864.97</b>			
<b>Schedule 3 - Spirits/Bar - Income</b>				
• Schedule 3 - Spirits/Bar - Income	(3,555.00)			
<b>Schedule 3 - Spirits/Bar - Expenses</b>				
• Schedule 3 - Spirits/Bar - Expenses	2,358.89			
• <b>Schedule 3 - Spirits/Bar - Net</b>	<b>(1,196.11)</b>			
<b>Schedule 4 - Stores - Income</b>				
• Schedule 4 - Stores - Income	(2,295.00)			
<b>Schedule 4 - Stores - Expenses</b>				
• Schedule 4 - Stores - Expenses	--			
• <b>Schedule 4 - Stores - Net</b>	<b>(2,295.00)</b>			
<b>BANKING / INVESTMENTS</b>				
• Treasury Bills			344,286.84	
• Banking - MM & Sweep			505,504.34	
• <b>Total</b>	Mainstation		<b>849,791.18</b>	
• Checking Account	Mainstation		321,651.91	
• Checking Account	Spirits/Bar		56,993.93	
• Checking Account	Stores		1,479.46	
• <b>Total</b>	<b>Spirits/Stores</b>		<b>380,125.30</b>	
• <b>TOTAL ALL DOLLARS</b>			<b>1,229,916.48</b>	
<b>RESTRICTED / UNRESTRICTED FUNDS</b>				
• Total Dollars			849,791.18	
• Less DOT / 520 Restricted Funds			714,286.23	
• <b>Unrestricted Funds Available</b>			<b>135,504.95</b>	



QCYC

## Financials FY23-24- HIGHLIGHTS

April-24

**General**

High activity month due to quarterly statements going out and insurance, property taxes, and QCYC annual fees.

**T-Bills**

- Two T-Bills were purchased mid month for a total amount of \$250K.

**Overall Financials**

- Income April - \$212.2.7K
- Expenses April - (\$241.4K)
- Bainbridge Capital Expenses - (\$233K)
- Net Total Activity - (\$260.9K)

**Large Expenditures**


- \$82.2K Insurance
- \$81.6K Property Taxes
- Capital expenses - \$229,100 paid to Marine Floats. Final large expenditure for Bainbridge Pier.


**Committees**


- \$24.9K 2024 Annual Book Costs
- \$3.8K Opening Day Expenses
- \$3.2K Bilge Pump Costs


**Bainbridge**

- \$14.4K General operating expenses, property taxes, maintenance and work party supplies

QCYC				
Financials FY23-24 - INCOME/EXPENSES STATEMENT				
April-24				
	April-24			
	FY 23-24 YTD	Budget	\$ Over Under Budget	% of Line Item Used
<b>Income</b>				
4000R Dues Income	341,550.00	410,200.00	(68,650.00)	83.26%
4001R Active Social	5,700.00	0.00	5,700.00	
4002R Intermediate	10,950.00	0.00	10,950.00	
4003R Dues Life	30,875.00	0.00	30,875.00	
<b>Total 4000R Dues Income</b>	<b>389,075.00</b>	<b>410,200.00</b>	<b>(21,125.00)</b>	<b>94.85%</b>
4005R Mailings Inc-Annual, BP (Treas)	1,920.00	1,800.00	120.00	106.67%
4010R NewMem Init12+9+9	22,000.00	30,000.00	(8,000.00)	73.33%
4024V Deer Harbor Income (Wood)	0.00	4,250.00	(4,250.00)	0.00%
4025V SaltSpringGangesIncome (Wood)		0.00	0.00	
4026V Thetis Island Income (Wood)		0.00	0.00	
<b>4029V Mill Bay Group Income</b>		<b>9,150.00</b>	<b>(9,150.00)</b>	<b>0.00%</b>
4022V Port Browning	149.06	0.00	149.06	
4023V Dock Street		0.00	0.00	
4027V Port of Sidney	79.88	0.00	79.88	
4028V Mill Bay Marina		0.00	0.00	
<b>Total 4029V Mill Bay Group Income</b>	<b>228.94</b>	<b>9,150.00</b>	<b>(8,921.06)</b>	<b>2.50%</b>
402xV Moorage Income (Moorage ch)		832,370.00	(832,370.00)	0.00%
4020V Moorage-Permanent (Moorage Ch)	614,247.77	0.00	614,247.77	
4021V Sea U Elec Charge	1,216.00	0.00	1,216.00	
4031V Reciprocal Moor Inc	122.00	0.00	122.00	
4032V Work Slip	896.00	0.00	896.00	
<b>Total 402xV Moorage Income (Moorage ch)</b>	<b>616,481.77</b>	<b>832,370.00</b>	<b>(215,888.23)</b>	<b>74.06%</b>
4030V Lockers Income	20,808.70	26,840.00	(6,031.30)	77.53%
4033V Telegraph Marina Income (Wood)		3,255.00	(3,255.00)	0.00%
405xB Interest Inc (Treas)	12,528.64	20,000.00	(7,471.36)	62.64%
4800 Other Income		0.00	0.00	
4805 Gain (Loss) on Fixed Assets		0.00	0.00	
<b>480xV Oth Inc-Rentals,Laundry</b>		<b>16,000.00</b>	<b>(16,000.00)</b>	<b>0.00%</b>
4802 Club House Rentals	8,943.00	0.00	8,943.00	
4804 Coin Laundry	600.00	0.00	600.00	
<b>Total 480xV Oth Inc-Rentals,Laundry</b>	<b>9,543.00</b>	<b>16,000.00</b>	<b>(6,457.00)</b>	<b>59.64%</b>
4814C Tarettes	(168.00)	0.00	(168.00)	
4910C Other Contrib/Gifts		0.00	0.00	
4911C Contrib/Gifts Unrestrict		0.00	0.00	
4912C Contrib/Gifts Restricted		0.00	0.00	
4915C Memorial Fund		0.00	0.00	
Total 4910C Other Contrib/Gifts	0.00	0.00	0.00	
4920V Late Pay Fees Membership	3,050.00	3,500.00	(450.00)	87.14%
4930 Returned Check Charges		0.00	0.00	
<b>Total Income</b>	<b>1,075,468.05</b>	<b>1,357,365.00</b>	<b>(281,896.95)</b>	<b>79.23%</b>
Cost of Goods Sold				
5000 Cost of Goods Sold		0.00	0.00	
Total Cost of Goods Sold	0.00	0.00	0.00	
Gross Profit	1,075,468.05	1,357,365.00	(281,896.95)	79.23%
<b>Expenses</b>				
4000 Reconciliation Discrepancies		0.00	0.00	
5000T Advances		0.00	0.00	
5000V Linen & Towel Service (Treas)	1,220.18	3,800.00	(2,579.82)	32.11%
5001V Salaries	0.00	0.00	0.00	
5002V Employee Benefits (Treas)	0.00	8,077.00	(8,077.00)	0.00%
5004V Billing Services	17,680.00	35,000.00	(17,320.00)	50.51%
5019V Electricity-House (VC)	7,554.16	17,280.00	(9,725.84)	43.72%
501xV Utilities-Gas, Garbage (VC)		74,520.00	(74,520.00)	0.00%
5011V Natural Gas	6,774.51	0.00	6,774.51	
5012V Garbage	13,176.24	0.00	13,176.24	
5013V Recycling	12,999.22	0.00	12,999.22	
5015V Water - Dock	3,875.77	0.00	3,875.77	
5016V Water - House	2,840.24	0.00	2,840.24	
5017V Cable TV	1,342.19	0.00	1,342.19	
5035V Other Utilities		0.00	0.00	
<b>Total 501xV Utilities-Gas, Garbage (VC)</b>	<b>41,008.17</b>	<b>74,520.00</b>	<b>(33,511.83)</b>	<b>55.03%</b>
5020V Dock Electrical Net		0.00	0.00	
5021V Elec Dock Income	(44,424.96)	0.00	(44,424.96)	
5022V Dock Elec Util Exp	54,947.62	0.00	54,947.62	
<b>Total 5020V Dock Electrical Net</b>	<b>10,522.66</b>	<b>0.00</b>	<b>10,522.66</b>	
5030V Telepho, Internet,WiFi (Treas)	7,537.09	18,270.00	(10,732.91)	41.25%
5040V Postage (Treas)		0.00	0.00	
5050V Office Supply/Computer (Treas)	5,824.23	7,000.00	(1,175.77)	83.20%
5060V Insurance	206,986.38	220,598.00	(13,611.62)	93.83%
5070V Taxes and Licenses (Treas)		165,610.00	(165,610.00)	0.00%
5071 Property Tax	155,956.35	0.00	155,956.35	
5072 Business Tax	2,233.73	0.00	2,233.73	
5073 Income Tax		0.00	0.00	
5085 Licenses	1,247.25	0.00	1,247.25	

QCYC				
Financials FY23-24 - INCOME/EXPENSES STATEMENT				
April-24				
	April-24			
	FY 23-24 YTD	Budget	\$ Over Under Budget	% of Line Item Used
6560 Payroll Taxes	733.40	0.00	733.40	
<b>Total 5070V Taxes and Licenses (Treas)</b>	<b>160,170.73</b>	<b>165,610.00</b>	<b>(5,439.27)</b>	<b>96.72%</b>
5100R Officer Uniform Allow(Rear)	2,142.66	3,500.00	(1,357.34)	61.22%
5105C Commodore G14 Expenses	1,128.43	1,400.00	(271.57)	80.60%
5105R Rear Commodore G14 Expenses	1,204.71	1,400.00	(195.29)	86.05%
5105V Vice Commodore G14 Expenses	339.66	1,400.00	(1,060.34)	24.26%
5106C Officers G14 Dues	1,600.00	1,800.00	(200.00)	88.89%
5107 Bridge To Member Comp's	810.00	810.00	0.00	100.00%
5110V Legal and Accounting (VC/Treas)		6,666.00	(6,666.00)	0.00%
5130V RoanokeStEndRental (Commadore)		20,000.00	(20,000.00)	0.00%
5135B Depreciation Expense		0.00	0.00	
5140V Deer Harbor Lease (Wood)	11,700.00	23,400.00	(11,700.00)	50.00%
5142V Ganges/SaltSpring Lease (Wood)		0.00	0.00	
5145V Telegraph Marina Expense		6,510.00	(6,510.00)	0.00%
5146V Mill Bay Marine Group pmts.		18,300.00	(18,300.00)	0.00%
5147 Sidney Expense	521.71	0.00	521.71	
5148 Dock Street Expense	110.00	0.00	110.00	
5149 Port Browning Expense		0.00	0.00	
5150 Mill Bay Expense		0.00	0.00	
<b>Total 5146V Mill Bay Marine Group pmts.</b>	<b>631.71</b>	<b>18,300.00</b>	<b>(17,668.29)</b>	<b>3.45%</b>
5171V Dock Maintenance VESC	1,124.10	2,500.00	(1,375.90)	44.96%
5181V Dock Maintenance (Dock Ch)	14,111.82	35,000.00	(20,888.18)	40.32%
5182R Grounds Maintenance(Grounds Ch)	12,106.13	12,500.00	(393.87)	96.85%
5183V House Maintenance (House Ch)	34,195.24	60,000.00	(25,804.76)	56.99%
5184V Locker Maintenance (Locker Ch)		1,000.00	(1,000.00)	0.00%
5185V Custodial Service (Francisco)	16,674.00	30,000.00	(13,326.00)	55.58%
5186V Pest Control(Commodore)	413.45	996.00	(582.55)	41.51%
5188V Reserve study		1,780.00	(1,780.00)	0.00%
5190R Security (Security Ch)		4,000.00	(4,000.00)	0.00%
5210R 520 ImpactExpense (Stone)	80.00	0.00	80.00	
5220 Other Expenses	37.71	0.00	37.71	
5300V Water Damage Task Force	255.00	0.00	255.00	
5999V Gen Bank & CrCrd (Treas)		13,500.00	(13,500.00)	0.00%
5991V Bank Fees	11,285.10	0.00	11,285.10	
5993V CrCard Exp		0.00	0.00	
5994V CrCard Rev	(4,493.49)	0.00	(4,493.49)	
5995V Financial Services		0.00	0.00	
<b>Total 5999V Gen Bank &amp; CrCrd (Treas)</b>	<b>6,791.61</b>	<b>13,500.00</b>	<b>(6,708.39)</b>	<b>50.31%</b>
69800 Uncategorized Expenses		0.00	0.00	
8258 Bank Service Charges (deleted)	0.00	0.00	0.00	
9100C Sch3C Spirits/Bar		0.00	0.00	
Payroll Expenses				
Taxes	2,913.36	4,600.00	(1,686.64)	63.33%
Wages	34,199.13	42,000.00	(7,800.87)	81.43%
Total Payroll Expenses	37,112.49	46,600.00	(9,487.51)	79.64%
<b>Sch1C Committee Expenses (List)</b>			0.00	
8005C Active Intermediates		0.00	0.00	
801*C Architectural Comm (AAC Chair)		2,000.00	(2,000.00)	0.00%
8010C Annual Cost (Annual Ch)	25,151.34	26,787.00	(1,635.66)	93.89%
8018C Band		0.00	0.00	
8020C Bar Operation-Exp	21,100.31	0.00	21,100.31	
8021C Bar Operation Rev	0.00	0.00	0.00	
8025C Bilge Pump Cost (BP Editor)	11,896.45	15,046.00	(3,149.55)	79.07%
8030C Publication Income	(22,250.00)	(19,073.00)	(3,177.00)	116.66%
8031C Big Brother Cruise		1,000.00	(1,000.00)	0.00%
8038C Breakfastw/theBridge(Commodore)		500.00	(500.00)	0.00%
8039C Centennial Expenses		0.00	0.00	
804*C Change of Watch (P/C's)	33.63	750.00	(716.37)	4.48%
8040C By-Laws Comm (ByLaw Ch)		0.00	0.00	
8045C Children'sXmas Party (Party Ch)	1,109.79	1,100.00	9.79	100.89%
8046C Christmas Cards	633.02	1,100.00	(466.98)	57.55%
8050C Children'sEasterParty	536.00	1,100.00	(564.00)	48.73%
8051C Closing Day		100.00	(100.00)	0.00%
8053C Coffee Fund (Treas)	452.52	900.00	(447.48)	50.28%
8055C Commodore's Ball (Immediate PC)	10,578.49	16,000.00	(5,421.51)	66.12%
8056C Commodore'sThankYou (Commodore)		1,500.00	(1,500.00)	0.00%
8060C Commodore's Fund (Commodore)	1,003.72	4,000.00	(2,996.28)	25.09%
8070C Christmas Decorations	2,117.29	1,000.00	1,117.29	211.73%
8073C Education		500.00	(500.00)	0.00%
8075C Eight Bells (Chaplain)	748.24	200.00	548.24	374.12%
808*C Fishing Derby (Derby Chair)		250.00	(250.00)	0.00%
8080C Entertainment Chair		0.00	0.00	
8085C Fleet Captain	157.65	2,200.00	(2,042.35)	7.17%
8086C Fleet Captain Daffodil Event	866.70	1,500.00	(633.30)	57.78%
8090C July 4th Cruise (Event Chair)	100.00	0.00	100.00	
8091C July 4th Parade Kids Costs		1,000.00	(1,000.00)	0.00%
8095C Miscellaneous Club Events	(1,145.68)	2,000.00	(3,145.68)	-57.28%

QCYC				
Financials FY23-24 - INCOME/EXPENSES STATEMENT				
April-24				
	April-24			
	FY 23-24 YTD	Budget	\$ Over Under Budget	% of Line Item Used
8101C Historian		0.00	0.00	
8105C YC of Amer Dues (Reciprocal Ch)		500.00	(500.00)	0.00%
8108C RBAW Dues	1,322.00	1,200.00	122.00	110.17%
8115V JuniorOfficer's Ball (VC/RC)	4,223.04	9,000.00	(4,776.96)	46.92%
8120C Kid's Program		0.00	0.00	
8125C LaborDayCruise (Event Ch)		0.00	0.00	
8130C LightedBoatParade(Event Ch)	151.00	175.00	(24.00)	86.29%
8132C Board of Trustees (Chair)		0.00	0.00	
813xC Meeting Night Prog (Meeting Ch)		100.00	(100.00)	0.00%
8140R Membership (Member Ch)	8,300.13	12,000.00	(3,699.87)	69.17%
8141C MembershipBoatShow(Member Ch)	3,249.12	2,500.00	749.12	129.96%
8145C MemorialDayCruise(Event Ch)		0.00	0.00	
8146C New Technology (Computer Ch)	69.65	4,000.00	(3,930.35)	1.74%
814zR New Member Orientation		2,000.00	(2,000.00)	0.00%
8150C NewYear'sEve (Event Ch)		2,000.00	(2,000.00)	0.00%
8151C Officers Cruise-in (Commodore)	(204.23)	250.00	(454.23)	-81.69%
8155C Old-Timers Night		1,200.00	(1,200.00)	0.00%
8160C Opening Day (Open Day Ch)	5,962.78	(1,500.00)	7,462.78	-397.52%
8162C Plng & Fin Comm (Comm Chair)		0.00	0.00	
8165C Photography (Committee)	1,930.83	1,500.00	430.83	128.72%
8185C Regatta - Power (Chair)	1,702.98	2,200.00	(497.02)	77.41%
8190C Regatta - Sail (Chair)		0.00	0.00	
8191R Safety (Safety Chair)		200.00	(200.00)	0.00%
8200R ShipStoresRev(Ship Store Chair)	0.00	0.00	0.00	
8201R ShipStoresExp(Ship Store Chair)	13,759.05	0.00	13,759.05	
8205C Seafair Holiday Cruise	884.45	1,000.00	(115.55)	88.45%
8206C Pride of QCYC	821.09	1,000.00	(178.91)	82.11%
8208C Sweetheart Dinner (Event Chair)		0.00	0.00	
8220C Visiting (Visiting Chair)	79.60	100.00	(20.40)	79.60%
8232C Leadership Retreats		500.00	(500.00)	0.00%
824C Yacht Recip (Reciporal Chair)	0.00	250.00	(250.00)	0.00%
8240C Web Site Cost (Website Chair)	2,285.41	5,000.00	(2,714.59)	45.71%
8248C Donations to BoyerCC, etc	500.00	500.00	0.00	100.00%
<b>Total Sch1C Committee Expenses (List)</b>	<b>98,126.37</b>	<b>107,135.00</b>	<b>(9,008.63)</b>	<b>91.59%</b>
<b>Sch2V Bainbridge Exp-Inc (Wood)</b>			0.00	
7000V Bainbridge Income (Wood)			0.00	
7010V Moorage-Winter	(21,823.86)	(23,324.00)	1,500.14	93.57%
7020V Elect-Winter Moor	(1,115.60)	0.00	(1,115.60)	
7030V Moor-Overnight Stays	(3,744.00)	(32,000.00)	28,256.00	11.70%
7050V Bainbridge Laundry	(96.00)	(644.00)	548.00	14.91%
<b>Total 7000V Bainbridge Income (Wood)</b>	<b>(26,779.46)</b>	<b>(55,968.00)</b>	<b>29,188.54</b>	<b>47.85%</b>
<b>7100V Bainbridge Expenses (Wood)</b>			0.00	
7110V Property Tax	14,733.54	16,677.00	(1,943.46)	88.35%
7120V DNR Lease		39,310.00	(39,310.00)	0.00%
7130V Electricity	8,027.72	14,276.00	(6,248.28)	56.23%
7140V Utilities-Water, Garb, etc		0.00	0.00	
7141V Water & Sewer	2,125.39	4,326.00	(2,200.61)	49.13%
7142V Propanel Gas	2,171.77	5,500.00	(3,328.23)	39.49%
7143V Garbage	1,095.92	3,003.00	(1,907.08)	36.49%
7146V Cable TV & Internet	1,755.39	2,657.00	(901.61)	66.07%
7147V Pest Control		600.00	(600.00)	0.00%
7150V Maintenance/Supplies	9,749.96	8,000.00	1,749.96	121.87%
7190V Security- Telephone Line & Misc	1,110.67	1,792.00	(681.33)	61.98%
<b>Total 7100V Bainbridge Expenses (Wood)</b>	<b>40,770.36</b>	<b>96,141.00</b>	<b>(55,370.64)</b>	<b>42.41%</b>
<b>Total Sch2V Bainbridge Exp-Inc (Wood)</b>	<b>13,990.90</b>	<b>40,173.00</b>	<b>(26,182.10)</b>	<b>34.83%</b>
<b>Sch3C Spirits/Bar</b>			0.00	
9110C Spirits/Bar Income	(19,133.55)	(37,350.00)	18,216.45	51.23%
9120C Spirits/Bar Cost of Goods Sold		0.00	0.00	
9130C Spirits/Bar Expenses	15,817.48	25,350.00	(9,532.52)	62.40%
<b>Total Sch3C Spirits/Bar</b>	<b>(3,316.07)</b>	<b>(12,000.00)</b>	<b>8,683.93</b>	<b>27.63%</b>
<b>Sch4C Stores</b>			0.00	
9510C Stores Income	(5,802.94)	(13,730.00)	7,927.06	42.26%
9520C Stores Cost of Goods Sold		0.00	0.00	
9530C Stores Expenses	1,737.82	12,320.00	(10,582.18)	14.11%
<b>Total Sch4C Stores</b>	<b>(4,065.12)</b>	<b>(1,410.00)</b>	<b>(2,655.12)</b>	<b>288.31%</b>
<b>Total Expenses</b>	<b>705,698.40</b>	<b>977,115.00</b>	<b>(271,416.60)</b>	<b>72.22%</b>
<b>Net Operating Income</b>	<b>369,769.65</b>	<b>380,250.00</b>	<b>(10,480.35)</b>	<b>97.24%</b>

QCYC				
<b>Financials FY23-24 - INCOME/EXPENSES STATEMENT</b>				
<b>April-24</b>				
				
<b>April-24</b>				
	FY 23-24 YTD	Budget	\$ Over Under Budget	% of Line Item Used
<b>Other Expenses</b>				
5225B* Loan Prin Svc Xfers (Board)		0.00	0.00	
6010B* -Reserve Fund-Xfers (Board)		0.00	0.00	
6015B* -520 Fund - Xfers Non-Capital		0.00	0.00	
6020B* -House Cap Impr Fd-Xfers(Board)		0.00	0.00	
6030B* -Dock Cap Impr Fd-Xfers (Board)	85,610.70	0.00	85,610.70	
6035B* -Dock Elect Fund Xfer		0.00	0.00	
6036B* Capital Funds Xfers (Board)		572,629.00	(572,629.00)	0.00%
6040B* -Memorial Fund - Xfers (Non-Capital)	(535.85)	0.00	(535.85)	
6045B* -Grounds Impr Fd-Xfers (Board)		0.00	0.00	
6050B* -BainbridCap Imp Fd-Xfer(Board)	438,077.51	0.00	438,077.51	
6055B* -Contribution/Gift-Xfers(Board)		0.00	0.00	
6060B* -Funds Interest- Xfers(Board)		0.00	0.00	
6066 T-Bill Int Xfer		0.00	0.00	
Total 6060B* -Funds Interest- Xfers(Board)	0.00	0.00	0.00	
<b>Total Other Expenses</b>	<b>523,152.36</b>	<b>572,629.00</b>	<b>(49,476.64)</b>	<b>91.36%</b>
<b>Net Other Income</b>	<b>(523,152.36)</b>	<b>(572,629.00)</b>	<b>49,476.64</b>	<b>91.36%</b>
<b>Net Income</b>	<b>(153,382.71)</b>	<b>(192,379.00)</b>	<b>38,996.29</b>	<b>79.73%</b>
<b>NOTE:</b>				
Accounts with 10% or greater variance are highlighted for quick reference and review as deemed appropriate.				
Balances are often date-driven.				
While accounts are denoted at greater than 10% note the timing of the billing processes will affect account balances.				



QCYC

## Financials FY23-24 - BALANCE SHEET

April-24

	April-24		
	4/31/2024	09/30/23	\$ Change
<b>ASSETS</b>			
<b>Current Assets</b>			
<b>Checking/Savings</b>			
1 1000 · Cash - General Funds	213,590.02	178,294.15	35,295.87
<b>Total Checking/Savings</b>	<b>213,590.02</b>	<b>178,294.15</b>	<b>35,295.87</b>
<b>Accounts Receivable</b>			
1 1101 - Accounts Receivable - Trade	73,563.00	19,313.57	54,249.43
<b>Total Accounts Receivable</b>	<b>73,563.00</b>	<b>19,313.57</b>	<b>54,249.43</b>
<b>Other Current Assets</b>			
1 1102 · Accounts Receivable - Other	4,070.90	4,070.90	0.00
2 1111 · Due from Jr Boating	0.00	0.00	0.00
3 1112 · Due from Bar	0.00	0.00	0.00
4 1120 · Inv Membership Items	28,161.79	28,161.79	0.00
5 1210 · Bar Inventory	26,059.00	26,059.00	0.00
6 1220 · Ship's Store Inventory	23,862.75	23,862.75	0.00
7 1400 · Prepaid Expenses	13,686.70	12,094.46	1,592.24
8 1499 · Undeposited Funds	18,869.49	35,337.37	(16,467.88)
9 1995 - 520 Project-Accumulated Costs	1,188.89	1,188.89	0.00
10 Payroll Corrections	0.00	0.00	0.00
<b>Total Other Current Assets</b>	<b>115,899.52</b>	<b>130,775.16</b>	<b>(14,875.64)</b>
<b>Total Current Assets</b>	<b>403,052.54</b>	<b>328,382.88</b>	<b>74,669.66</b>
<b>Fixed Assets</b>			
1 Accumulated depreciation	(5,505,928.55)	(5,505,928.55)	0.00
2 Land, Property & Equipment	10,746,127.82	10,222,439.61	523,688.21
<b>Total Fixed Assets</b>	<b>5,240,199.27</b>	<b>4,716,511.06</b>	<b>523,688.21</b>
<b>Other Assets</b>			
1 1024 - Dock Capital Imprvm. Fund	0.00	0.00	0.00
2 1025 - Dock Elect Improv Fund	0.00	0.00	0.00
3 1030 · Memorial Fund	19,665.22	20,129.37	(464.15)
4 1031 · Eight Bells	11,872.03	11,872.03	0.00
5 1034 · Contingency Reserve Funds	324,754.25	407,933.94	(83,179.69)
6 1035 · 520 Fund	714,286.23	706,569.98	7,716.25
7 1036 - Capital Assets Fund	220,916.60	96,381.98	124,534.62
8 1045 · Bainbridge Capital Impr Fund	0.00	0.00	0.00
9 1048 · Net Fund	12,440.56	12,440.56	0.00
10 1049 · House Capital Improvement Fund	0.00	0.00	0.00
11 1050 · Grounds Capital Impr Fund	0.00	0.00	0.00
<b>Sub-Total Other Assets</b>	<b>1,303,934.89</b>	<b>1,255,327.86</b>	<b>48,607.03</b>
1 1022 - Owed to Cash from RF	(454,143.71)	(156,360.31)	(297,783.40)
<b>Total Other Assets</b>	<b>849,791.18</b>	<b>1,098,967.55</b>	<b>(249,176.37)</b>
<b>TOTAL ASSETS</b>	<b>6,493,042.99</b>	<b>6,143,861.49</b>	<b>349,181.50</b>
<b>LIABILITIES &amp; EQUITY</b>			
<b>Liabilities</b>			
<b>Current Liabilities</b>			
<b>Accounts Payable</b>			
1 2000 · Accounts Payable - Trade	(69.64)	31,405.81	(31,475.45)
<b>Total Accounts Payable</b>	<b>(69.64)</b>	<b>31,405.81</b>	<b>(31,475.45)</b>
<b>Other Current Liabilities</b>			
1 2100 · Payroll Liabilities	5,639.23	5,217.24	421.99
2 2400 · Pending Member Dep(Benson)	30,950.00	15,850.00	15,100.00
3 2401 · New Member Dues Credits	101.11	5,536.65	(5,435.54)
4 2510 · Due to Jr Boating (Ewton)	0.00	0.00	0.00
5 2515 - Due to Store	0.00	0.00	0.00
6 2520 - Due to Bar	0.00	0.00	0.00
7 Other Current Liabilities	656.43	391.43	265.00
<b>Total Other Current Liabilities</b>	<b>37,346.77</b>	<b>26,995.32</b>	<b>10,351.45</b>
<b>Total Current Liabilities</b>	<b>37,277.13</b>	<b>58,401.13</b>	<b>(21,124.00)</b>
<b>TOTAL LIABILITIES</b>	<b>37,277.13</b>	<b>58,401.13</b>	<b>(21,124.00)</b>
<b>Equity</b>			
1 3000 - Opening Balance Equity	0.00	0.00	0.00
2 3900 · Retained Earnings	5,306,752.12	5,306,752.12	0.00
3 6100* · Transfers recorded as expense	1,302,396.45	778,708.24	523,688.21
4 Net Income	(153,382.71)	0.00	(153,382.71)
<b>TOTAL EQUITY</b>	<b>6,455,765.86</b>	<b>6,085,460.36</b>	<b>370,305.50</b>
<b>TOTAL LIABILITIES &amp; EQUITY</b>	<b>6,493,042.99</b>	<b>6,143,861.49</b>	<b>349,181.50</b>
	0.00	0.00	0.00

**Financials FY23-24 - BANKING & INVESTMENTS**

April-24



US TREASURY BILLS										
NATURE	STATEMENT DATED	ACCOUNT TYPE	PURCHASE PRICE	PAR AMOUNT	TERM	INTEREST RATE - APY	INTEREST RETURN	MONTHLY EQUIVALENT	MATURITY DATE	Acct #
Investments	IAABF	520 Fund	97,350.89	100,000.00	26W	5.472%	2,649.11	441.52	05/30/24	IAABF
Investments	IAABJ	520 Fund	98,672.92	100,000.00	13W	5.395%	1,327.08	442.36	07/18/24	IAABJ
Investments	IAABK	520 Fund	98,672.92	100,000.00	13W	5.395%	1,327.08	442.36	07/18/24	IAABK
Investments	IAABL	520 Fund	49,590.11	50,000.00	8W	5.387%	409.89	204.95	06/11/24	IAABL
<b>TOTAL</b>			<b>344,286.84</b>	<b>350,000.00</b>			<b>5,713.16</b>	<b>1,531.18</b>		<b>1022T</b>

UMPQUA BANK										
NATURE	STATEMENT DATED	ACCOUNT TYPE	CURRENT VALUE			INTEREST RATE - APY		INTEREST EARNED		Last # of Acct
Investments	04/30/2024	MM/Govt Clearing Acct	47,257.44			-	0.140%	35.85		3136
<b>TOTAL</b>			<b>47,257.44</b>							<b>1022C</b>

HOMESTREET BANK										
NATURE	STATEMENT DATED	ACCOUNT TYPE	CURRENT VALUE			INTEREST RATE - APY		INTEREST EARNED		Last # of Acct
Investments	04/30/2024	MM*	60,464.41			-	0.350%	17.34		7446
<b>TOTAL</b>			<b>60,464.41</b>							<b>1022H</b>

FIRST SECURITY BANK										
NATURE	STATEMENT DATED	ACCOUNT TYPE	CURRENT VALUE			INTEREST RATE - APY		INTEREST EARNED		Last # of Acct
Investments	04/30/2024	MM*	99,443.82			-	1.500%	121.29		7320
<b>TOTAL</b>			<b>99,443.82</b>							<b>1022G</b>

207,165.67

FIRST SECURITY BANK - SWEEP - 520 FUNDS										
NATURE	STATEMENT DATED	ACCOUNT TYPE	CURRENT VALUE			INTEREST RATE - APY		INTEREST EARNED		Last # of Acct
Sweep	04/30/2024	Sweep Checking	250,000.00			-	0.000%	0.00		7300 / 1012
Sweep		Sweep MM	48,338.67				0.000%	39.59		1660 / 1022J
<b>TOTAL</b>			<b>298,338.67</b>							
<b>NOTE:</b>		Identified as "Deposits" - rate not provided. Recorded as interest								

214.07

NET INVESTMENTS TOTALS			
• T-Bills			344,286.84
• Money Market	Banking		207,165.67
• Sweep Accounts	Banking		298,338.67
• Sub-Total			505,504.34
• Total Investments			849,791.18

849,791.18

CHECKING ACCOUNTS				Last # of Acct
Mainstation			321,651.91	1013 / 1010
Spirits			56,993.93	8869 / 1011
Stores			1,479.46	2708 / 1017
Net Total Checking			380,125.30	

1,229,916.48



**Financials FY23-24 - CAPITAL**  
**April-24**

	CAPITAL PROJECTS & OTHERS		FY23-24 Budget Start	Spent	Balance
6020B / 1049	• House - Website	Capital	10,000.00	--	10,000.00
	• <b>Sub-Total House</b>	Capital	10,000.00	--	10,000.00
6030B / 1024	• Seattle Docks - Caps, Stringers, Piling, Planking	Capital	30,000.00	--	30,000.00
6030B / 1024	• Seattle Docks - 520 Committee Betterments	Capital	50,000.00	--	50,000.00
6030B / 1024	• Seattle Docks - Work Slip 2 Replacement	Capital	86,000.00	85,610.70	389.30
	• <b>Sub-Total Seattle Docks</b>	Capital	166,000.00	85,610.70	80,389.30
6050B / 1045	• Bainbridge - Pier - <b>To Be Paid by Contingency Funding</b>	Capital	396,629.00	438,077.51	(41,448.51)
	• <b>Sub-Total Bainbridge</b>	Capital	396,629.00	438,077.51	(41,448.51)
6040B / 1030E	• Memorial Fund - Reiche Gift (Non-Capital)	Non-Capital	--	(535.85)	535.85
	• <b>Total Non-Capital Funds</b>		--	(535.85)	535.85
	• <b>Total Capital Funds</b>		572,629.00	523,688.21	48,940.79
	• <b>Net Totals</b>		572,629.00	523,152.36	49,476.64
<b>QUARTERLY FUNDS ENTRIES</b>			<b>Quarter Entries Last Made</b>		<b>03/31/24</b>
			<b>Qtr Activity YTD</b>	<b>Spend FYTD</b>	<b>Balance</b>
1036	• <b>Capital Funds</b>				
	• Capital Assets - FYE Carryover FY22-23	Capital	201,981.98	--	201,981.98
	• Capital Assets - Contingency Match	Capital	84,700.31	--	84,700.31
	• Capital Qtrly Allocations - 1Q	Capital	28,526.00	--	28,526.00
	• Capital Qtrly Allocations - 2Q	Capital	28,526.00	--	28,526.00
	• Capital Qtrly Allocations - 3Q	Capital	--	--	--
	• Capital Qtrly Allocations - 4Q	Capital	--	--	--
	• Capital Allocations FYTD	Capital	141,752.31	--	141,752.31
1036	• <b>Capital Spend FYTD</b>	Capital	--	122,817.70	(122,817.70)
1036	• <b>Net Total Capital Funds</b>		343,734.29	122,817.70	220,916.59
1034	• <b>Contingency Funds</b>				
	• Contingency FYE Carryover FY22-23		407,933.94	--	407,933.94
	• Contingency Allocations FYTD		84,700.31	--	84,700.31
	• Contingency Spend FYTD		--	167,880.00	(167,880.00)
	• <b>Net Total Contingency End of Current Reporting</b>		492,634.25	167,880.00	324,754.25
1035	• <b>520 Funds</b>				
1035C	• 520 Fund - Carryover (Prior DOT Deposit)		51,434.30	--	51,434.30
1035E	• 520 Fund - DOT Bank Principal		297,025.02	--	297,025.02
1035F	• 520 Fund - DOT T-Bills (Principal)		350,000.00	--	350,000.00
1035G	• 520 Fund - DOT Interest FYTD		15,826.91	--	15,826.91
1035	• <b>Net Total 520 Funds</b>		714,286.23	--	714,286.23
1031	• <b>Eight Bells</b>		11,872.03	--	11,872.03
1030	• <b>Memorial</b>				
1030C	• Memorial - Carryover/General		1,400.00	--	1,400.00
1030E	• Memorial - Reiche		13,729.37	464.15	13,265.22
1030F	• Memorial - Williams (Golfing)		5,000.00	--	5,000.00
1030	• <b>Memorial</b>		20,129.37	464.15	19,665.22
1048	• <b>Net Fund</b>		12,440.56	--	12,440.56
	• <b>NET ALL FUNDS ALLOCATIONS</b>		1,595,096.73	291,161.85	1,303,934.88
<b>BANKING/CASH - INVESTMENT DOLLARS</b>					
	• T-Bills				344,286.84
	• Money Market				207,165.67
	• Sweep - Net Total				298,338.67
	• <b>Total Dollars</b>				849,791.18
<b>FUNDS ALLOCATIONS &amp; BANKING NET</b>					
1022	• Fund Allocations				1,303,934.88
	• Owed to Cash from RF				(454,143.71)
	• <b>NET TOTAL</b>				849,791.17
<b>RESTRICTED / UNRESTRICTED FUNDS</b>					
	• Total Dollars				849,791.18
	• Less DOT / 520 Restricted Funds				714,286.23
	• <b>Unrestricted Funds Available</b>				135,504.95





QCYC						
<b>Financials FY22-23 - MEMBERSHIP - Intermediates</b>						
<b>April-24</b>			<b>Updated Quarterly</b>			
			Last updated 3/31/24			
			<b>Seniority No</b>	<b>Initiated</b>	<b>Age Group</b>	<b>Dues 10/01/2024</b>
						<b>Comments</b>
<b>RATES INTERMEDIATES</b>						
			<b>Initiation Fee</b>	<b>Dues</b>		
• Ages 21 - 25			250.00	<b>150.00</b>	• <b>21-25</b>	
• Ages 26 - 30			500.00	<b>300.00</b>	• <b>26-30</b>	
• Ages 31 - 35			1,000.00	<b>450.00</b>	• <b>31-35</b>	
• Ages 36 - 39			2,000.00	<b>600.00</b>	• <b>36-39</b>	
<b>SORT BY AMOUNT DUES PAYABLE</b>						
1	Ewton, Jessica	<b>530</b>	10/11/2023	<b>21-25</b>	150.00	
2	Schultz, Garrett	<b>519</b>	06/08/2022	<b>21-25</b>	150.00	
3	Vanderwall, Mary	<b>487</b>	06/09/2021	<b>21-25</b>	150.00	
4	Behen, Dillon	<b>492</b>	06/09/2021	<b>26-30</b>	300.00	
5	Cameron, Jake	<b>448</b>	01/08/2020	<b>26-30</b>	300.00	
6	Cameron, Macauley	<b>445</b>	12/11/2019	<b>26-30</b>	300.00	
7	Cameron, Morgan	<b>484</b>	05/12/2021	<b>26-30</b>	300.00	
8	Reed, Asia-Nicole (MiMi)	<b>441</b>	09/25/2019	<b>26-30</b>	300.00	
9	Reid, Valerie	<b>439</b>	06/12/2019	<b>26-30</b>	300.00	
10	Richards, Christopher	<b>394</b>	06/28/2017	<b>26-30</b>	300.00	
11	Vanderwall, Elizabeth	<b>443</b>	10/09/2019	<b>26-30</b>	300.00	
12	Vanderwall, Jamie	<b>429</b>	04/10/2019	<b>26-30</b>	300.00	
13	Werner, Jack	<b>453</b>	05/13/2020	<b>26-30</b>	300.00	
14	Carlisle, Scott	<b>326</b>	06/11/2014	<b>31-35</b>	450.00	
15	Castrow, William N	<b>322</b>	06/11/2014	<b>31-35</b>	450.00	
16	Ciechowski, Heather	<b>514</b>	04/13/2022	<b>31-35</b>	450.00	
17	Geving, Erik R	<b>386</b>	04/12/2017	<b>31-35</b>	450.00	
18	Grimm, Jeffrey P & Maggie	<b>318</b>	06/11/2014	<b>31-35</b>	450.00	
19	Mauldin, Devin & Andrea	<b>453</b>	10/14/2020	<b>31-35</b>	450.00	
20	McGrew, Taylor	<b>357</b>	06/24/2015	<b>31-35</b>	450.00	
21	Stevenson, Michael	<b>440</b>	06/26/2019	<b>31-35</b>	450.00	
22	Werner, Nick	<b>379</b>	12/14/2016	<b>31-35</b>	450.00	
23	Wile, Katharine & Zachary	<b>504</b>	12/08/2021	<b>31-35</b>	450.00	
24	Yjord-Jackson, Torben & Alicia	<b>525</b>	05/10/2023	<b>31-35</b>	450.00	
25	Epstein, Marcus & Ashley	<b>486</b>	06/09/2021	<b>36-39</b>	600.00	
26	Grimm, Robert J & Jo	<b>319</b>	06/11/2014	<b>36-39</b>	600.00	
27	Krows, Benjamin D & Nicole V	<b>325</b>	06/11/2014	<b>36-39</b>	600.00	• To Active 09/18/2025 as age 40
28	Ramon, Curtis F	<b>325</b>	06/11/2014	<b>36-39</b>	600.00	
29	Spring, Eric & Katie	<b>523</b>	04/26/2023	<b>36-39</b>	600.00	• To Active 01/13/2025 as age 40
30	Stocklin, Mac	<b>330</b>	11/12/2014	<b>36-39</b>	600.00	
					<b>12,000.00</b>	